








Sizing and Usage Guide

General Installation: The unit should be cleaned before installing PanGuard for the first time. Choose the PanGuard size you need based on the unit's tonnage. If tonnage is not known, matching Algae Guard's dimensions to cover 1/2 to 2/3 of the coil length will provide cleaning of the entire pan. Remove from packaging; **leave fabric intact**. Place PanGuard on the surface of the drip pan away from the drainage point. PanGuard can also be used in refrigeration units and ice machines where placement does not allow drainage into food or food contact surfaces.

Fan Coil and PTAC Air Conditioning Units

Unit Tonnage	Sku	Product Dimensions	6 Month Protection
PTAC up to 3/4	PG4/.75	4" x 3/4" x 1/4"	
1	PG4/1.5	4" x 1 1/2" x 1/4"	
1-2	PG6/1.5	6" x 1 1/2" x 1/4"	
2-3	PG8/1.5	8" x 1 1/2" x 1/4"	
3-5	PG12/1.5	12" x 1 1/2" x 1/4"	

Large Air Handlers/ Commercial Units

Unit Tonnage	Sku	Product Dimensions	3 Month Protection
7-12	PG12/1.5/CU	12" x 11 1/2" x 3/4"	
20-25	PG12/3/CU	12" x 3" x 3/4"	
40-50	PG12/3/CU2	Unfolds to 24" x 3" x 3/4"	